


LEVEL UP YOUR LINGO

Ready to level up your lingo?

Get to grips with the slang words kids use online to help them communicate with each other respectfully and positively.

Gameplay slang

Keeping it positive




L:

Loss e.g. "take the L."

Dub:

Win. Short for 'W'.



Clutch:

Turn the tide of a game in the final moments or 'at the right moment' for a victory. "She came in clutch."

HF:

An abbreviation for 'have fun' usually used before a game.



Watch outs

Sweaty:


Someone who tries too hard.

Nerf:

To make worse or weaken.

Gank:

Using underhand tactics to defeat or kill (a less experienced opponent).




Frag:

Used in gaming to describe damaging or destroying something.

Zerg:


Used in multiplayer games to describe large numbers of players who win by using numbers rather than strategy.



Relationship slang

Keeping it positive

These terms might be used between people or directed at people online.




Bussin:

Something that is really good.

Skrt:

A word to describe excitement and humour.




Main character:

Someone who is really interesting and may be considered the 'main character' of a friend group; this is the person others might see as a leader.

CEO:

Someone who is the best at what they do – e.g. someone really good at nail art might be called the "CEO of nail art."




Hits different:

When an experience stands out and impacts you in a meaningful way.

TFW:

It is an abbreviation of 'that feeling/face when'. It usually captions a photo to illustrate an emotion.

Watch outs



Simp:

Someone thought to do too much for someone they like; usually used against a male and shames them for being submissive.

Cheugy:

To describe someone who is out of date, 'basic' or untrendy.

Hypebeast:

Someone who follows trends and is constantly getting new clothing/accessories to fit in.


Curve:

To reject someone's romantic advances.



Want to learn more? [Visit our Text Dictionary](#)


Why is language important when building respect online?



When communicating online, **it can be difficult for children to understand nuance** or see the 'real' reaction to what they share.


Without body language or tone of voice, **words shared can be misunderstood** or create situations that were not intended.

Using language that shows respect and acknowledges differences can go a long way to **counter negative interactions online.**

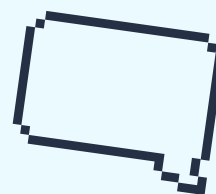


Top tips for positive interactions for parents and carers


- 1. Encourage them** to think about their online identity and how they want to be treated – from the people they talk to and follow to the content they post.
- 2. Have a conversation about what children enjoy most** about the positive interactions they have with friends to reinforce positive behaviour.
- 3. Give them coping strategies** to deal with issues around cyberbullying, trolling and things that upset them to help them build their digital resilience.
- 4. Regularly check privacy settings** on the accounts they use to communicate online to help them stay in control of what they share and with who.
- 5. If they are new to social media give them a social media test drive** – set up an account for your child on a child-friendly social media platform or create your own closed family group to help them gain experience of communicating online.




Top tips for positive interactions for children and young people



- 1. Pause before you send**
– take the time to be intentional about what you say and do online
- 2. Don't get lost in translation**
– keep in mind that sometimes things that are funny to you may not be funny for others
- 3. Keep it positive** – If you wouldn't say it IRL, don't say it online
- 4. Respect others' privacy**
– Not everything needs to be shared especially if it's not your information to share
- 5. Don't spam** – While it's great to share things online, try to post what is most important to you



For more top tips to encourage children to interact safely online, see our [internet manners guide](#)



← Visit internetmatters.org for more advice

 [InternetMatters](https://www.facebook.com/InternetMatters)

 [internetmatters](https://www.youtube.com/internetmatters)

 [@im_org](https://twitter.com/im_org)

**internet
matters.org**